

RIB TRIM



METAL SUPPLY DEPOT

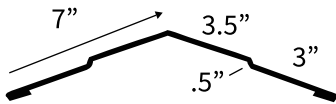
TERRE HAUTE, IN 47802

855-23METAL

WWW.METALSUPPLYDEPOT.COM

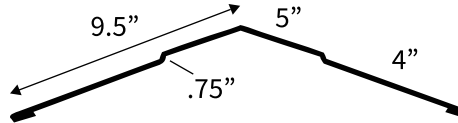
STANDARD RIDGE CAP

10' Length



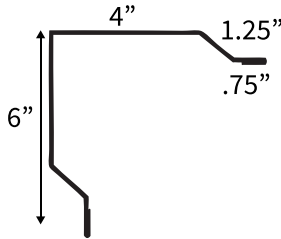
LARGE RIDGE CAP

10' Length



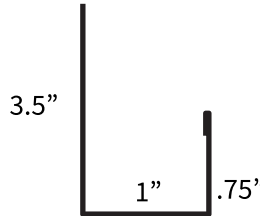
4X4 CORNERS

10' Length



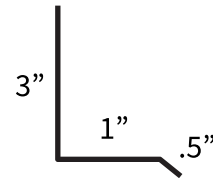
J - CHANNEL

10' Length

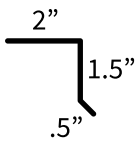


RATGUARD BASE

10' Length

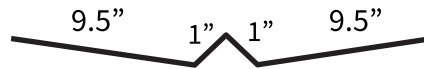


PROFILE DRIP



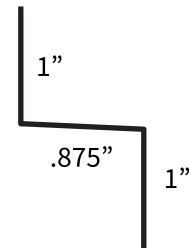
VALLEY TRIM

10' Length



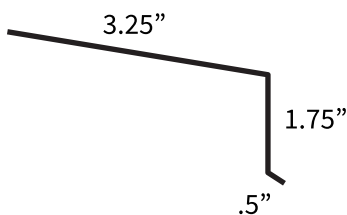
Z - BAR

10' Length



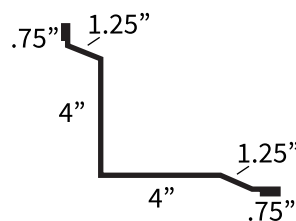
BARN EAVE TRIM

10' Length



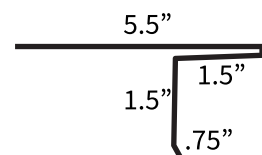
INSIDE CORNER

10' Length

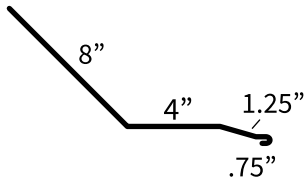


ROOF EDGE

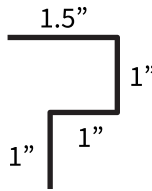
10' Length



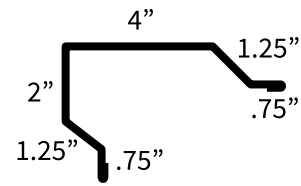
* SPECIAL TRIMS AVAILABLE UPON REQUEST. CALL FOR DETAILS*

LOWER TRANSITION

SOFFIT CHANNEL

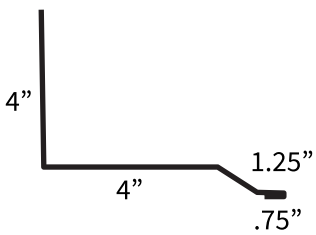
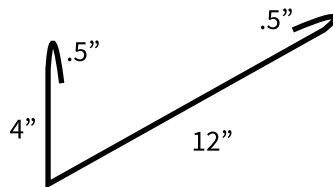
10' Length


RESIDENTIAL RAKE

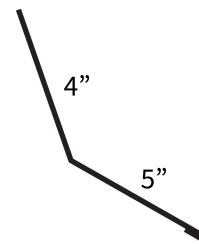
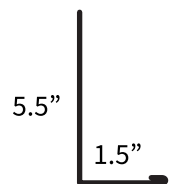
10' Length


SIDEWALL FLASHING

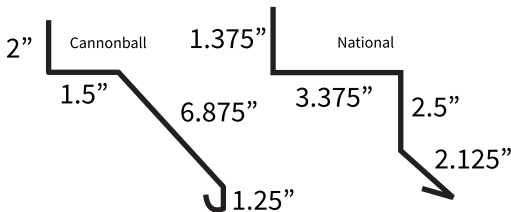
10' Length


BACK FLASHING

**ENDWALL FLASHING
(TRANSITION FLASHING)**

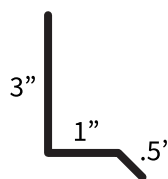
10' Length Pitch must be specified when ordering


FASCIA

DOOR TRACK COVER

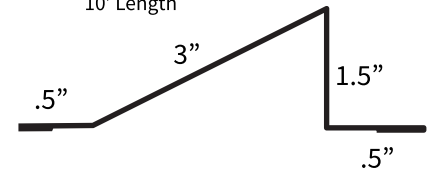

10' Length


SPECIAL RATGUARD

10' Length


SNOWGUARD

10' Length


OVERHEAD DOOR JAMB

Accessories
Screws

 Available Lengths
1.5" • 2.5"
All Standard Stock
Colors Available

Ridge Vent Closure Strip 3' Sections

Roof Boot

- #3 1-1/4" - 4"
- #4 3" - 6"
- #5 4" - 7"
- #6 5" - 9"
- #8 7" - 13"
- #9 9-1/2" - 20-1/2"